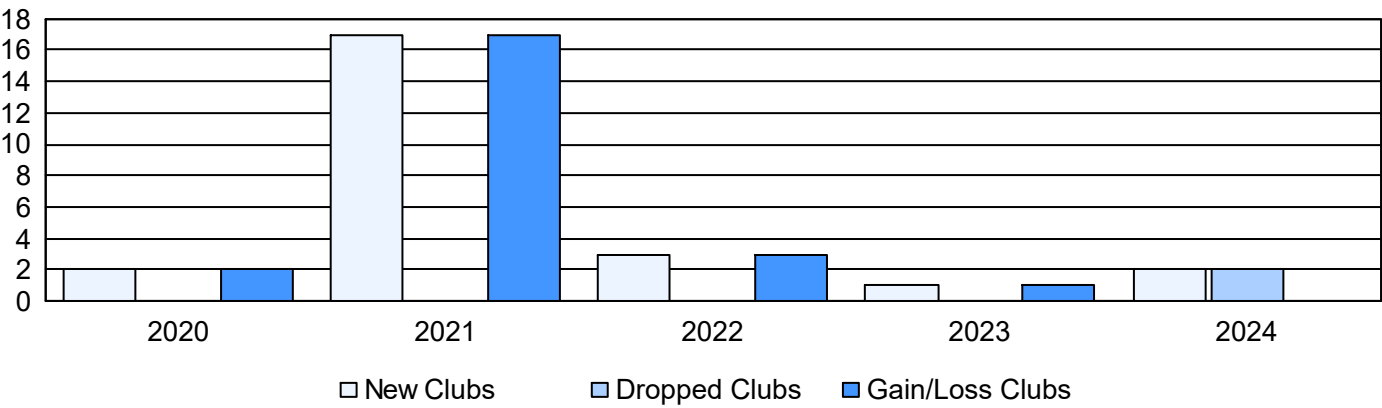
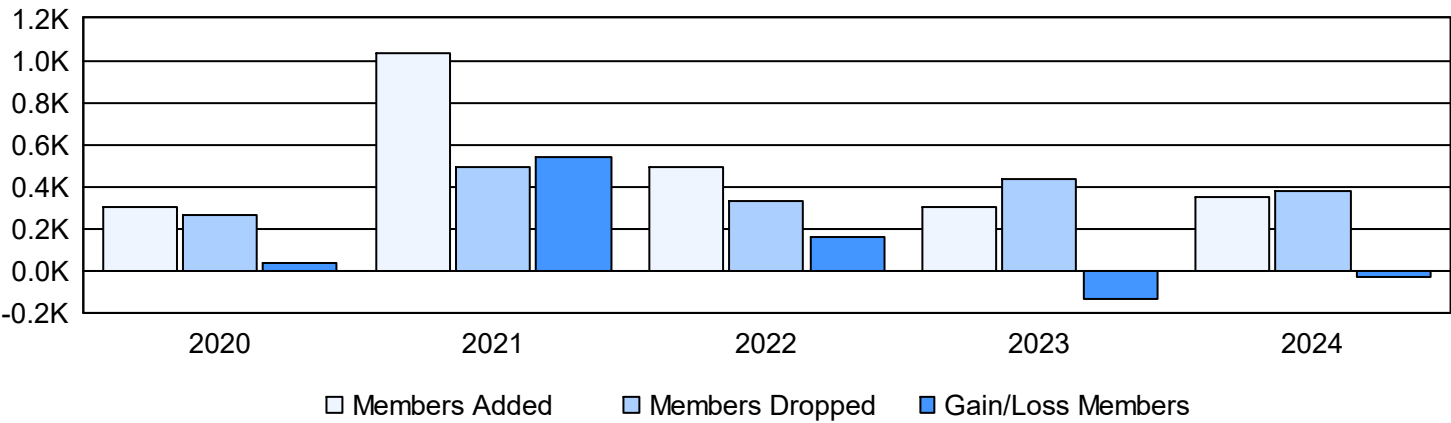


| Year | New Clubs | Dropped Clubs | Gain/ Loss Clubs | New Members | Charter Members | Reinstate Members | Transfer Members | Total Member Added | Total Members Dropped | Gain/ Loss Members |
|-----------|-----------|---------------|------------------|-------------|-----------------|-------------------|------------------|--------------------|-----------------------|--------------------|
| 2019-2020 | 2 | 0 | 2 | 202 | 63 | 20 | 13 | 298 | 265 | 33 |
| 2020-2021 | 17 | 0 | 17 | 424 | 573 | 16 | 18 | 1,031 | 494 | 537 |
| 2021-2022 | 3 | 0 | 3 | 350 | 120 | 8 | 17 | 495 | 331 | 164 |
| 2022-2023 | 1 | 0 | 1 | 230 | 43 | 12 | 19 | 304 | 435 | -131 |
| 2023-2024 | 2 | 2 | 0 | 270 | 59 | 11 | 10 | 350 | 376 | -26 |
| Average | 5 | 0 | 5 | 295 | 172 | 13 | 15 | 496 | 380 | 115 |

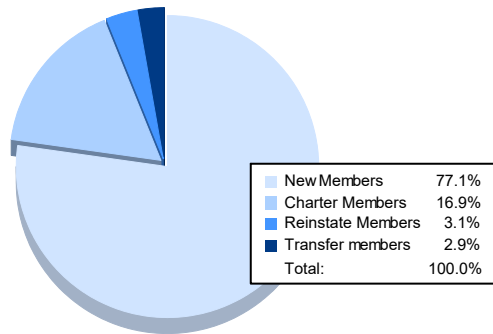
Clubs



Members



Membership Composition June 2024 Cumulative



Gender Composition June 2024 Cumulative

